

CARNIVAL FAMILY LITERACY NIGHT



Use the following slides for templates, activities, and ideas for your Carnival theme night.



TEMPLATES FOR CARNIVAL FAMILY LITERACY NIGHT



- **Sign-in Sheet**
 - **Agenda**
 - **Invitation**

INVITATIONS

- [Carnival Invite Template 1](#)
- [Carnival Invite Template 2](#)
- [Carnival Ticket Reminder](#)



SIGN-IN SHEET

- [Carnival Sign-in Sheet Template 1](#)
- [Carnival Sign-in Sheet Template 2](#)
- [Carnival Sign-in Sheet Template 3](#)



WELCOME
PLEASE SIGN-IN BELOW

NO	NAME	PHONE	EMAIL
1			
2			
3			
4			
5			
6			
7			
8			
9			
10			
11			
12			
13			
14			
15			
16			
17			
18			
19			
20			

AGENDA

- [Carnival Agenda Template 1](#)
- [Carnival Agenda Template 2](#)
- [Carnival Agenda Template 3](#)



A festive agenda template for a Carnival Family Literacy Night. The template features a red and white striped border with yellow stars. The title 'CARNIVAL FAMILY LITERACY NIGHT' is written in red, bold, uppercase letters. Below the title, the word 'AGENDA' is also in red, bold, uppercase letters. The agenda items are listed in a two-column format with 'EVENT' and 'TIME' as headers. The events include 'WELCOME & SIGN-IN' at 6:00, 'PRESENTATION' at 6:15, 'ACTIVITY STATIONS' from 6:45-7:45 (with sub-items for three rotations), and 'CLOSING & GIVEAWAYS' from 7:45-8:00. At the bottom, there are illustrations of a carnival booth and a popcorn bucket.

CARNIVAL FAMILY LITERACY NIGHT

AGENDA

EVENT	TIME
WELCOME & SIGN-IN	6:00
PRESENTATION	6:15
ACTIVITY STATIONS:	6:45-7:45
• ROTATION 1	6:45-7:05
• ROTATION 2	7:05-7:25
• ROTATION 3	7:25-7:45
CLOSING & GIVEAWAYS	7:45-8:00



LET THE GAMES BEGIN!




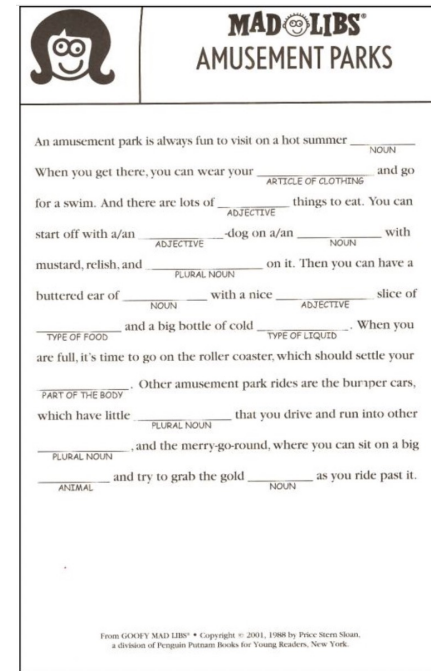
GAMES (STATIONS):

- **Book Carousel and Photo Booth:** Pick a picture book to read together and then bring the characters to life with costume supplies. Capture a photo at the photo booth!
- **Illustration Station:** Read the book *Roller Coaster* by Marla Frazee and draw a self-portrait on a roller coaster/amusement park ride
- **Synonym Scoop/Rooting for Rhymes:** Set up two kiddie pools filled with water and rubber ducks; for older students- label rubber ducks in one of the kiddie pools with synonyms; for younger students- label the rubber ducks in the other kiddie pool with rhyming words. Give students a scoop/spoon to seek out matching ducks (ducks that rhyme or ducks with synonyms).



GAMES (STATIONS):


- **Book Character Face Painting:** Recruit volunteers to paint simple characters or book topics
- **Popcorn Poetry:** Set up a concession stand with popcorn and assorted toppings (e.g., m&ms, pretzels, etc.); Instruct older students to write an ode to their popcorn; for younger students, they can complete the amusement park-themed mad lib!
- **Book Character Headbands:** Each player gets a headband with a famous book character's name on it. Players do not see the character's name on their own headband and must rely on clues from other players to guess who their book character is.





**READ ALOUDS
FOR CARNIVAL
FAMILY
LITERACY
NIGHT**


- Night at the Fair by Donald Crews
- Olivia and the School Carnival by Tina Gallo



- Charlie's Magical Carnival by Marit Tornqvist



- Roller Coaster by Marla Frazee



READ ALOUDS

- Jump Up by Ken Wilson Max




- Malaika's Winter Carnival by Nadia Hohn



- C is for Carnival by Yolanda Marshall



- The Carnival of the Animals by Jack Prelutsky



READ ALOUDS



CARNIVAL FAMILY LITERACY NIGHT GIVEAWAYS

GIVEAWAYS



THANK
YOU!

