




Language Comprehension Jigsaw Learning Activity

Divide teachers into three “expert” groups (A, B & C). Assign each group the corresponding topic below. Let the groups know that each person in the group will be responsible for teaching others about their topic. Give the groups about 15 minutes to look through materials and discuss key points about what they learned. After teachers review the resources, teachers will meet with a “home” group of three (one person from each “letter” so the new group has A-B-C). Have the representative from each group teach the rest of the group about their topic and then listen to the others in their group to learn about the other topics.

Group	Topic	Task
	Encourage Conversations	Review the “Encourage Conversations” resources. Choose three main takeaways that you will share with your home group.
	Thinking About Sentence Structure	Review the “Thinking About Sentence Structure” resources. Choose three main takeaways that you will share with your home group.
	Promote Word Consciousness	Review the “Promote Word Consciousness” resources. Choose three main takeaways that you will share with your home group.



Expert Group A: Encourage Conversations

Encouraging Conversations

1. Review the resources below and discuss the questions.

Resource 1: Review the instructional protocol for “[turn and talk](#).” Then, [read this article](#) on ways to improve the basic “turn and talk” procedure for conversations. What are some ways you can extend the basic “turn and talk” procedure to support good conversations?

Resource 2: Video – [Four Corners](#) (1:04)

Note that younger kids can use this structure but may do everything orally instead of writing down their thoughts first. You can modify by placing pictures in the corners, having sentence starters/stems visible as a support, etc. What topics could the students talk about using these structures in the grades you teach?

Expert Group Takeaways

What three main points do you want to share with your home group about these strategies?

1. _____

2. _____

3. _____



Expert Group B: Thinking About Sentence Structure

Review the resources below and discuss the questions. Then work together as a group to decide on three main points that you want to share with your home groups.

Resource 1: Reading – [Sentence Combining](#)

How can you incorporate sentence combining with students who can't yet read?

Resource 2: Video: [Sentence Combining](#) (22:55-26:52)

How does sentence combining help students improve their written expression?

Expert Group Takeaways

What three main points do you want to share with your home group about this strategy?

1. _____

2. _____

3. _____



Expert Group C: Promote Word Consciousness

Review the resources below and discuss the questions. Then work together as a group to decide on three main points that you want to share with your home groups.

Resource 1: Reading – [Word Consciousness](#) Read from the “word consciousness” section to the end.

How can teachers promote word consciousness?

Can you come up with five examples of sophisticated words to use during classroom Routines?

Resource 2: [Picture Books to Promote Word Consciousness](#) Look through the books.

Do you already use any of these books in your classroom?

Are there any books you might want to read to your students?

Do you read any great books about words that aren't on this list?


Expert Group Takeaways

What three main points do you want to share with your home group about this strategy?

1. _____

2. _____

3. _____



Home Group

Listen as the members of your group share what they learned!

Expert Group: _____

What three main points did your group member share about this strategy?

1. _____

2. _____

3. _____

Expert Group: _____

What three main points did your group member share about this strategy?

1. _____

2. _____

3. _____
